



miami **children's** museum
play • learn • imagine • create

My trip to the

Miami Children's Museum

play

learn

imagine


create



miami children's museum
play • learn • imagine • create

Hooray I am going to the Miami Children's Museum today! It's so much fun!





miami children's museum
play • learn • imagine • create

When I get to the Museum I have to wait in the cone.
It looks like an upside down ice cream cone.
If I look up, I can see the point of the cone 50 feet away.
In the cone an adult will pay for my admission at the front desk.



Once we have paid our money we can go inside the Museum.
The hall is big and blue. I can pretend that I am under water!

The Miami Children's Museum has four important rules that I have to follow.

1. I must stay with my group.
2. I cannot run.
3. I need to take turns with the other children.
4. I am going to have fun!


The Museum has many exhibits to play and learn with.
What's that big thing ahead? It looks like a big sandcastle.

This exhibit is called the **Sandcastle of Dreams**.

Do you want to know a secret? The sandcastle is really a slide.

You can go up the stairs and slide down the blue slide.

It's kind of dark but lots of fun because you go round and round before you get out.



The sandcastle is covered with lots of interesting things.



How many starfish can you count?



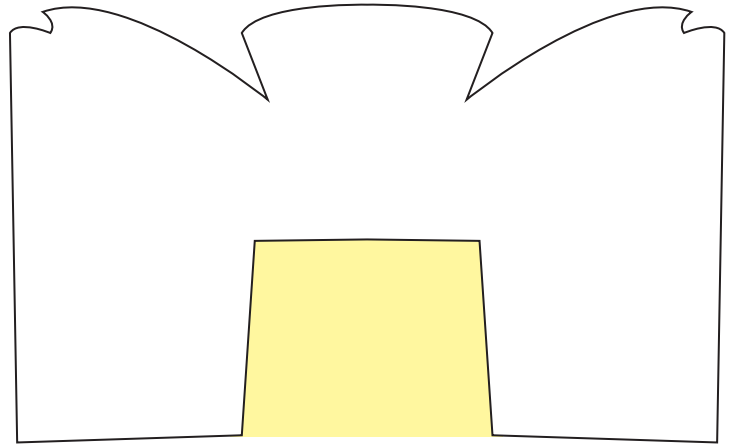
This exhibit is called the **Sea and Me.**

Here I can go fishing with a fishing pole. I hope I can catch a fish.

Here is also a good place to practice sharing;
after I have played with the fishing pole I will let someone else use it.



This exhibit is called **Kidscape**.



It's like a little city just for me.
It has a Bank, a Fire Truck, a Vet office, a Publix Grocery Store, and a Hospital.



This is the **Bank** at **Kidscape**.

Here at the bank people save money.

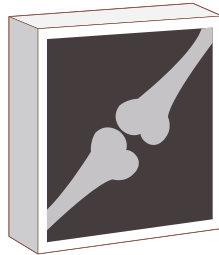

I can make my own money and have my parents show me how to write a check.

I can pretend to be a bank teller.



This is the Hospital at **Kidscape**.

This is where we go to get well.
I can find out what is good to eat. I can exercise my body.
I can even pretend to be a doctor and examine my patients.



This is the Publix Grocery Store at **Kidscape**.

I can go shopping! What do I want to have for dinner today?


I can also milk a cow and pick oranges.

I can even put things back where they belong.



This is the **Fire Station** at Kidscape.

I can put on the clothes of a firefighter and pretend to drive the firetruck, and pretend to fight a fire and slide down a pole.




This is the **Vet Office** at Kidscape.

I can pretend to be a veterinarian.

A veterinarian takes care of animals the way a doctor takes care of me.

I can look at X-rays of animals and Help the dogs and cats get healthy.

I can even pretend to be a dog or cat!



This is Seth's Construction Zone at Kidscape.

This is a fun place for me to play with foam blocks and sponge blocks and a crazy air tube machine that blows things all around.
I can even build a building and knock it down!



This is called **What's New? Gallery**

WELCOME TO TINKERTOY®: *Build Your Imagination™* Exhibit!
Here I can build anything I want with the Imagination Playground.
Here I can use all kinds of tinkertoys to create something.




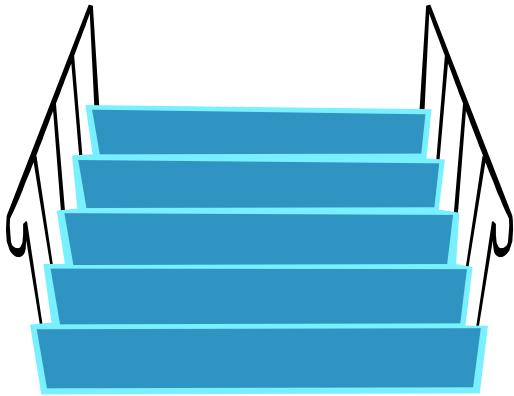
This is called **What's New? Gallery**

I can build, invent, and explore.
Here is a stage where I can see different shows.



Going up the stairs

But wait, there's more!
I can go upstairs.
Right hand on rail,
up two flights of stairs,
past the Brito painting.
I can count the steps!



Going up the elevator.

Why walk when you can ride?

I can use the elevator.

Push the button and wait.

Door opens, does someone come out?

Then I go inside.



Only one person can push the button.

Push 2 for upstairs.

Door opens and I follow the yellow paw prints.



This exhibit is called the **Port of Miami**.

When I go upstairs I see a cruise ship. Wow!



I can drive the pilot boats. They go forward and back. When my time is up I have to share with the other kids. I can also play with the gantry Cranes. They can pick up cargo on the boats and move them on to land. I must be careful of the swaying cargo!



This exhibit is called the **World Music Gallery**.



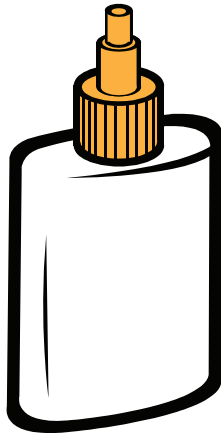
I can play an instrument and make some noise.
I can listen to all types of music on the headphones.
I can record my voice in the recording studio.



This exhibit is called the **Art Gallery**.

Here I can try to make my own art.

I can make a collage with glue and different color papers,
I can mix and match magnetic tiles, I can draw, and maybe even paint!



This exhibit is called the **Teddy Bear Gallery**.

It shows teddy bears in costumes from all over the world.

Many of my friends have come from other countries.

They speak a different language and eat different kinds of food.



Here I can dress up in different kinds of costumes and play just like the teddy bears.





miami children's museum
play • learn • imagine • create

I will remember to follow the rules when I visit the Miami children's Museum.

- I have to stay with an adult.
- I have to walk and take turns with the other kids.
- I have learned a lot about the Miami Children's Museum.
- If I have a question or if I get lost at the Miami Children's Museum, the Museum staff can help me.
- I can play learn imagine and create at the Miami children's Museum!

play

learn

imagine

create